

# XCSC701

Safety switch, Telemecanique Safety switches XCS, metal XCSC, 2 NC + 1 NO, slow break, 1 entry tapped Pg 13



## Main

Range of Product	Telemecanique Safety switches XCS
Product or Component Type	Safety switch
Component name	XCSC
Design	Industrial
Material	Metal
Head type	Key operated turret head
Contacts type and composition	2 NC + 1 NO
Contact operation	Slow-break, break before make
Cable entry	1 entry tapped Pg 13.5
Cable outer diameter	0.35...0.47 in (9...12 mm)
Electrical connection	Terminal 1 x 0.5...2 x 1.5 mm <sup>2</sup> with or without cable end
Number of poles	3
Locking options description	With locking of actuator, unlocking by key operated lock
Local signalling	without

## Complementary

Positive opening	With NC contact
Mechanical durability	600000 cycles
Minimum actuation speed	0.03 ft/s (0.01 m/s)
Maximum actuation speed	1.64 ft/s (0.5 m/s)
[Ie] rated operational current	6 A 120 V, AC-15, A300 EN/IEC 60947-5-1 3 A 240 V, AC-15, A300 EN/IEC 60947-5-1 0.55 A 125 V, DC-13, Q300 EN/IEC 60947-5-1 0.27 A 250 V, DC-13, Q300 EN/IEC 60947-5-1
[Ithe] conventional enclosed thermal current	10 A
[Ui] rated insulation voltage	300 VUL 508 500 VEN/IEC 60947-1 300 VCSA C22.2 No 14
[Uimp] rated impulse withstand voltage	6 kV EN/IEC 60947-5-1
Short-circuit protection	10 A cartridge fuse gG (gl)
Actuator forcible withdrawal rtc	1500 N
Minimum actuator force for extraction	20 N
Maximum operating rate	10 cyc/mn for maximum durability
Safety level	Can reach category 4 with the appropriate monitoring system and correctly wired EN/ISO 13849-1 Can reach PL = e with the appropriate monitoring system and correctly wired EN/ISO 13849-1 Can reach SIL 3 with the appropriate monitoring system and correctly wired EN/IEC 61508
Safety reliability data	B10d = 5000000 value given for a life time of 20 years limited by mechanical or contact wear
Body Material	Zamak
Head material	Zamak
Depth	1.73 in (44 mm)
Height	4.49 in (114 mm)

Width	2.05 in (52 mm)
Net Weight	1.06 lb(US) (0.48 kg)

## Environment

Standards	EN/ISO 12100 UL 508 CSA C22.2 No 14 EN/IEC 60947-5-1 EN 1088/ISO 14119 EN/IEC 60204-1
Product Certifications	CSA UL
Protective treatment	TC
Ambient Air Temperature for Operation	-13...158 °F (-25...70 °C)
Ambient Air Temperature for Storage	-40...158 °F (-40...70 °C)
Vibration resistance	5 gn 10...500 Hz)IEC 60068-2-6
Shock resistance	10 gn 11 ms IEC 60068-2-27
Electrical shock protection class	Class I EN/IEC 61140
IP degree of protection	IP67 conforming to EN/IEC 60529 and EN/IEC 60947-5-1





## Ordering and shipping details

Category	22411-LIMIT SWITCHES,IEC,XCKJ
Discount Schedule	T
GTIN	3389110719079
Nbr. of units in pkg.	1
Package weight(Lbs)	19.12 oz (542.0 g)
Returnability	No
Country of origin	FR

## Packing Units

Unit Type of Package 1	PCE
Package 1 Height	2.01 in (5.1 cm)
Package 1 width	2.64 in (6.7 cm)
Package 1 Length	4.84 in (12.3 cm)
Unit Type of Package 2	S02
Number of Units in Package 2	18
Package 2 Weight	22.34 lb(US) (10.131 kg)
Package 2 Height	5.91 in (15 cm)
Package 2 width	11.81 in (30 cm)
Package 2 Length	15.75 in (40 cm)

## Offer Sustainability

Sustainable offer status	Green Premium product
California proposition 65	WARNING: This product can expose you to chemicals including: Diisononyl phthalate (DINP), which is known to the State of California to cause cancer, and Di-isodecyl phthalate (DIDP), which is known to the State of California to cause birth defects or other reproductive harm. For more information go to <a href="http://www.P65Warnings.ca.gov">www.P65Warnings.ca.gov</a>
REACH Regulation	 <a href="#">REACH Declaration</a>
EU RoHS Directive	Pro-active compliance (Product out of EU RoHS legal scope)  <a href="#">EU RoHS Declaration</a>
Mercury free	Yes
RoHS exemption information	 <a href="#">Yes</a>
Environmental Disclosure	 <a href="#">Product Environmental Profile</a>

## Contractual warranty

Warranty	18 months
----------	-----------